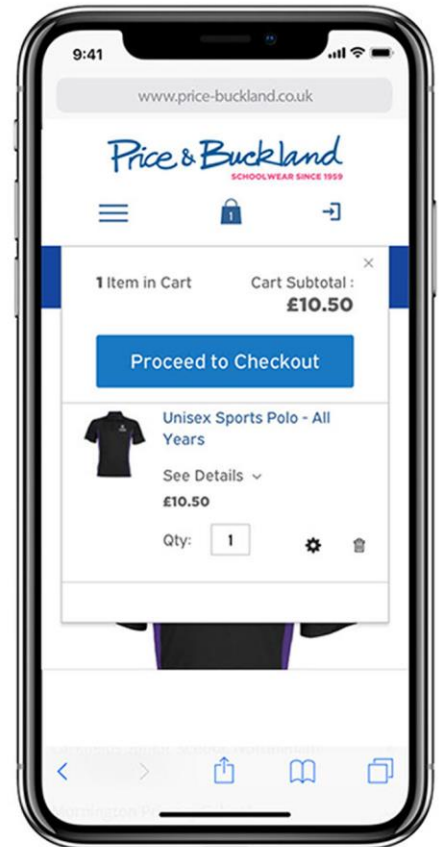
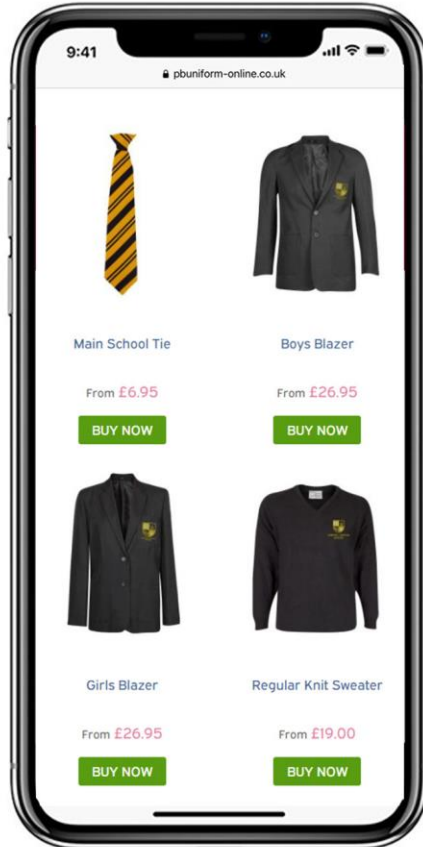



Price & Buckland

SCHOOLWEAR SINCE 1959



Swavesey Village College



Scan Me!



www.price-buckland.co.uk

Swavesey Village College

Uniform Information

Price & Buckland
SCHOOLWEAR SINCE 1959

Summer 2023

Dear Parent/Carer,

We are delighted to have been chosen by your school, to supply your uniform and sportswear. This document aims to provide all the guidance you need to order the correct garments for your child. Our online service is secure, and orders can be placed quickly and safely, direct with us at Price & Buckland. The information below shows all the garments you require along with prices, colours and sizes available

Ordering Process

The online ordering service allows you to view and order uniform 24 hours a day, 7 days a week. Orders are usually dispatched to a personal address within 5 working days although times will be extended during our busier months (June- September). Free Delivery is available throughout the year on orders exceeding £70 to a home/work address.

To ensure delivery for the start of term we strongly advise that you place your orders by the 1st August 2023.

FREE Delivery for orders over £70 & FREE Returns – not an exchange service, you will need to re-order.

Please include your delivery note in the parcel you are returning to us.

To create a return please follow these steps below. Please note this is not for faulty or personalised items. For help with faulty items please contact Customer Services on 0115 964 0827 or email webenquiry@price-buckland.co.uk.

1. Log into your account
2. Select My Returns
3. Select the order in the dropdown box below and click Return
4. Tick the product that you wish to return or the item you should have received, select the quantity from the drop down, and then select a reason and item condition
5. Select a Return Resolution. Unless we have sent you an incorrect item that was not one you ordered, please select refund
6. If you wish to provide more information please add a message at the bottom of the request, and if necessary, attach photos
7. Click **submit request**
8. Follow the Royal Mail instructions

We hope you find the service both easy and convenient to use.

Many thanks,

The Price & Buckland Team

To view your online shop visit:
www.pbuniform-online.co.uk/swaveseyvillagecollege

*Errors and Omissions Excepted



Register now to receive updates regarding availability of stock and delivery information



How to order

Visit the school finder located on the Price and Buckland website or go directly to your school's online shop.

Browse the range and add items to your basket.

Go to the checkout and enter your details.

Await your order.



Delivery & Returns

Standard Delivery

Our standard delivery service will be despatched within 5 working days.

Delivery times may be extended during our busy summer period (June-September)

FREE Returns and Exchanges

We will be happy to refund any item(s) that you are not completely satisfied with, if they are returned in an unused condition, and wherever possible sent back in the original packaging within 14 days.

Please visit this URL to create a return:

www.royalmail.com/track-my-return/create/2864

Rather than operating an exchange service, we ask that you return your items for a full refund and then place a new order.



How to pay

We accept the following payment methods:



Your card will be charged at the time of your order.



How to contact us

Email Us



Email webenquiry@price-buckland.co.uk

Stating your order number followed by your query.

Phone Us



Call 0115 964 0827

To speak to one our customer service team

Online Contact Form



Complete our online contact form on

www.price-buckland.co.uk

Price & Buckland
SCHOOLWEAR SINCE 1959

Swavesey Village College

Uniform Information

Price & Buckland
SCHOOLWEAR SINCE 1959

Item Code	Description	Size Range Available	Online Price
4636C2029	V-Neck Sweater with Logo Navy/Maroon	28" - 34"	£21.00
		36" - 48"	£25.00
SWAV702PSWAV0001	School Tie Navy/Red/White Stripe	52" Full Length	£6.00
		16" Clip On	£7.00
		19" Clip On	
33234A11926 33236A11926	Girls L/Sleeve & S/Sleeve Revere Collar Blouse with Logo Worn without Tie White 2 Pk	26" - 36"	£17.80
		38" - 44"	£21.50
6100A11628 6200A11628	Unisex or Girl Fit PE Polo Shirt with Logo Red/Black	30" - S	£14.50
		M - XL,	£17.40
6350C8880	Unisex PE Shorts with Logo Black	9/10yrs - 13yrs	£8.30
		S - XL,	£9.95
32317C8880	Girls PE Skort with Logo Black	24", 26"	£12.50
		28" - 36"	£15.00
6474A11628	Reversible Rugby Shirt with Logo Red/Black (if wearing must be this style)	30" - S	£19.00
		M - XXL	£22.00
6756A11628	PE Sweatshirt Red/Black/Black (school states if wearing must be this style)	30" - XS	£20.95
		S - XL,	£25.00
32110PSWAV0001	PE Socks Red	12 to 2, 3 to 6	£5.45
		7 to 11	£5.95
34458/6803C8880	Fitted Track Pant - Black with Logo (school states if wearing must be this style with logo)	24/26" - 28/30"	£22.50
		30/32" - 38/40"	£24.25
6806/6807PSWAV0001	Opaque Leggings Black	9/10yrs - 13yrs	£12.25
		S/30" - XL/36"	£14.70
There is also a selection of School Approved Shirts, Blouses, Trousers & Skirts and other sundry items online			

Free Delivery on Orders over £70, Free Returns – not an exchange service, you will need to re-order (unless the return is due to faulty items or P&B sent the wrong item) and order by 1st August for September delivery.


To view your online shop visit:
www.pbuniform-online.co.uk/swaveseyvillagecollege

*Errors and Omissions Excepted

HOW TO MEASURE YOUR CHILD

Price & Buckland Schoolwear has been created with the growing child in mind and for a comfortable fit. It is generous in size and durable.

We always recommend checking your child's measurements before buying by using our top tips to ensure the best fit.



1 HEIGHT

Without shoes, with the back against the wall place feet together flat on the floor. Measure from the top of the head to the ground.

2 NECK

Measure around the base of the neck where the shirt collar would normally sit. Leave a little room for comfort.

3 CHEST

Measure the chest at the fullest part placing the tape close up under the arms.

4 WAIST

Measure around the natural waistline, at the narrowest part. Leave a little extra room for comfort.

5 HIPS

Standing straight, with heels together, measure around the fullest part.

6 INSIDE LEG

In bare feet take the measurement from the top of the inside leg to the floor.

