

## Parent car survey survey results analysis February 2021

### 18 repondents

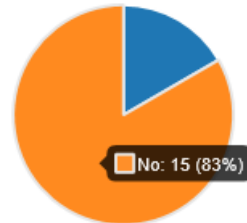
Q1: Do you car share for any of your journeys?

1. Do you car share for any of your journeys to or from school?

[More Details](#)

[Insights](#)

Yes	3
No	15



The linked insights to this question showed that the majority of respondents who said no were people who go to work immediately after they drive.

Q2: How many miles do you live from the school?

2. How many miles do you live from the school?

[More Details](#)

[Insights](#)

Less than 1	10
1-2	4
More than 2	4



It is of concern that 10 of the respondents live within walking distance and choose to drive.

3. How long does your journey to school take in the car?

3. How long does your journey to school take in the car?

[More Details](#)

[Insights](#)

Less than 10 minutes	15
10-20 minutes	3
More than 20 minutes	0



As the majority live in catchment this result is not a surprise. Children not living in the village would not be able to walk even if they are form the nearest villages (Glatton / Conington / Wood Walton).

#### 4. Where do you go immediately afterwards?

[More Details](#)

<span style="color: blue;">●</span> Back home	5
<span style="color: orange;">●</span> Work	9
<span style="color: green;">●</span> Shops	0
<span style="color: red;">●</span> Other	4



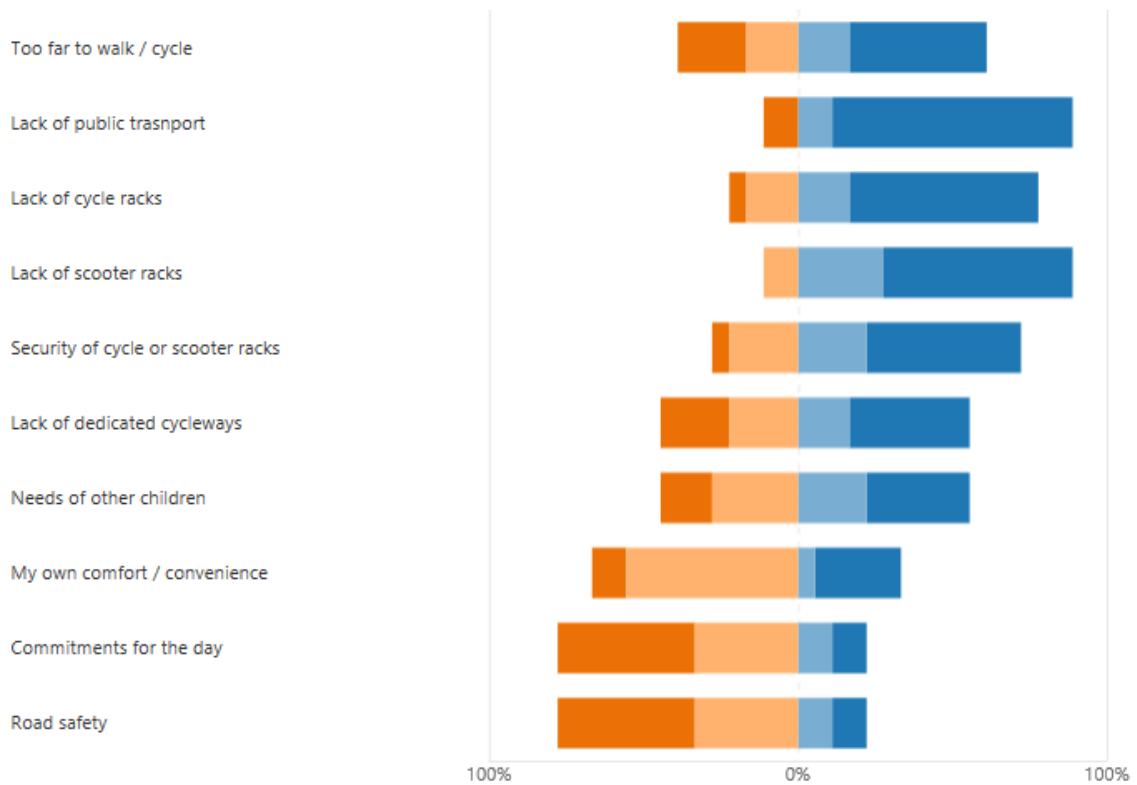
The majority of “other” responses were also work or “work or home”

#### Q6. Which if these factors influence your decision to drive your children to school?

##### 6. Which of these factors influence your decision to drive your children to school?

[More Details](#)


■ Very important  
 ■ Important  
 ■ Neutral  
 ■ Not important







**The main factors appear to be:** Road safety, commitments for the day, own comfort and convenience and distance. The biggest factor in this that we could influence are road safety and security of the cycle and scooter racks.

7. How many children (your own or others) do you bring to school?

[More Details](#)

 Insights

 1	7
 2	8
 3	3
 4 or more	0



8. Do you have any pre-school children as passengers?

[More Details](#)

 Yes	1
 No	17



The school is not in a position to influence or encourage car sharing with the covid pandemic but could be a consideration for future initiatives.

9. Please specify any particular roads or junctions which you feel prevent your child from walking or cycling to school in safety (eg, traffic speed, difficult to cross, no or narrow footpath, dangerous or inconsiderate parking)

18 Responses

ID ↑	Name	Responses
1	anonymous	Road leading to the school. The way people park and drive along their is not safe.
2	anonymous	Gidding Road crossing, middlefield road/hunters way junction.
3	anonymous	Toll bar way - too dangerous to cycle on.
4	anonymous	Most are fine. I drive purely because I have to get straight off to work as soon as I drop off my child at school.
5	anonymous	Only drive when pouring with rain, otherwise we always walk. Middlefield Road footpath is narrow for the amount of users. Cars parked along the road make it difficult to cross safely
6	anonymous	The one way green area is difficult to cross as there is traffic coming from 3 different directions. The school road area is particularly busy with parked cars.
7	anonymous	We live over 2 miles away from school
8	anonymous	.
9	anonymous	Inconsiderate parking around school generally by a minority of parents middle field and Westfield road
10	anonymous	Narrow footpath Dangerous crossing
11	anonymous	Road right in front of the school is always a night mare
12	anonymous	Narrow footpath by traffic lights on school side, especially for the amount of children using this crossing. Inconsiderate parking on roads near school. This can be dangerous and not allow appropriate crossing opportunities, especially as on a bend which is blind
13	anonymous	We live in Hampton therefore too far to walk / cycle
14	anonymous	I've feel 7 is too young to walk to and from school alone
15	anonymous	The end of Beaumaris (John Green End) The end of Gloucester Road Middle field Road Green End Road - at the Old School Hall Westfield Road is also heavily congested with traffic.
16	anonymous	Middlefield road, narrow footpath which is often blocked by opening car doors and two way foot traffic. Lots of cars parked and lots of moving traffic. Too many people trying to squeeze into the path travelling in both directions from both schools
17	anonymous	Middlefield road from school but to 'The Briars' junction is ridiculous
18	anonymous	MY child has adhd which affects his perception of danger and the time he wakes up.

These points raised by parents are useful when considering road safety initiatives.

10. If improvements could be made in the above areas, would you consider changing the way your child travels to school?

[More Details](#)


 Insights


 Yes	7
 No	11



11. In order to make it safer for everyone near our school entrance, would you be willing to park away from school and walk around 5 minutes to get to school?

[More Details](#)


 Insights

 Yes	16
 No	2



12. If you answered no to question 11, would you be willing to participate in a car-sharing scheme?

[More Details](#)

 Insights

 Yes	1
 No	8



Car sharing does not seem to be a viable option. Providing additional car parking in other parts of the village may be a suitable option. At the moment, the Greystones pub, Parish council and Working men's club offer these options – reminding parents of this regularly would be beneficial.

### 13. Are there any other comments you would like to make about the journey to and from school?

#### 11 Responses

ID ↑	Name	Responses
1	anonymous	I cannot car share or park too far away in the morning as I'm on a tight schedule to get off to work. And time is often equally tight on the return from work back to pick up again after school. However, I have a friendly lady close to the school who allows me to use her driveway.
2	anonymous	No
3	anonymous	I always park in the car pack at the old school hall
4	anonymous	I cannot believe that a town (not village anymore) this size has ONLY 3 zebra crossings! There are definitely needed two next to the Greystone pub as it is extremely dangerous to cross there
5	anonymous	We always park in the leisure centre car park and walk across to the school the cars that park on the road in front of the school are a nightmare. Other cars can't get past so the traffic is horrible and as the path is slim if anyone is trying to get out the cars people can't walk past.
6	anonymous	We walk to and from school when we are able. The need to go straight to work is the reason for driving and public car park is always used at the old school hall when this occurs
7	anonymous	We park in the old school hall car park. However the way cars drive in the car park is a concern when my daughter is walking herself to / from school from the car. There are no clear directions regarding which way to drive round the car park, cars cut across spaces to get to where they want to park quicker which means you can't always see cars coming at you until they are close, as they appear from spaces which they've cut through. If this was better managed it would be a safer option ( I appreciate this is not school property)
8	anonymous	We always park on the old school car park. And feel that being trafficked to the front of the school along one of the narrowest pavements is ridiculous. A one way system should be implemented infants and juniors working together as they share a site and re open the gate by buttons and bows
9	anonymous	No
10	anonymous	There is a real issue with the staggered timings for drop Off and pick up. I have 3 children to drop off and pick up meaning I'm hanging around for 30 minutes either end of the day. I don't always have time to do that as well as do the 25 minute walk to and from school. The lost time hanging around waiting needs to be made up somewhere otherwise there isn't enough time to fit in work and other commitments.
11	anonymous	My sons journey to school is always unpredictable.

Several of these responses are linked to covid with restrictions on gates and staggered opening which hopefully will resolve by the end of 2021. The issue with the Parish council car park is one the school cannot resolve but is one that they have raised as a concern before.

**Action: Information collated above will form travel plan targets for 2021-22.**