

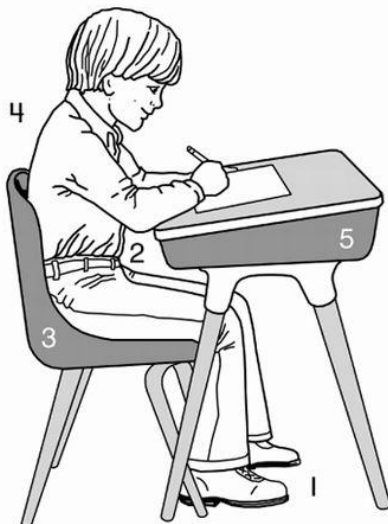
Our cursive handwriting approach

Cursive Lower Case Letters



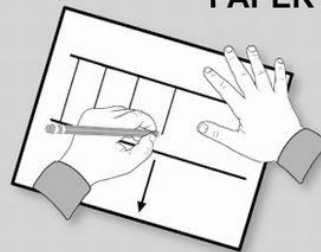
GOOD POSTURE

1. Both feet on the floor
2. Elbows off the edge of desk
3. Sit back in chair
4. Shoulders slightly forward
5. Proper desk height

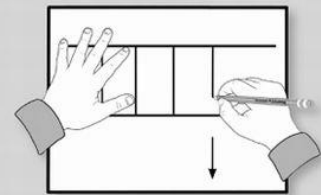


GOOD HANDWRITING

PAPER POSITION



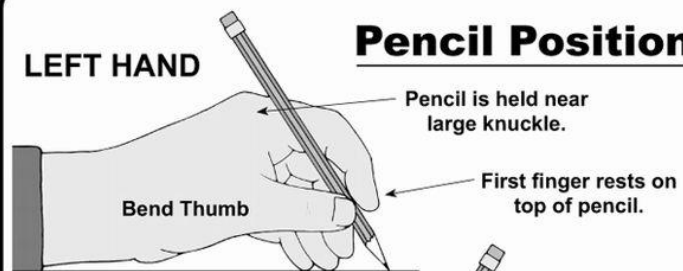
LEFT HAND



RIGHT HAND

Pencil Position

LEFT HAND

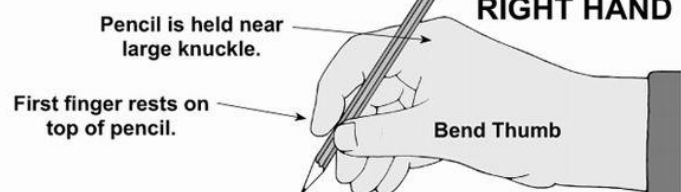


Pencil is held near large knuckle.

First finger rests on top of pencil.

Bend Thumb

RIGHT HAND



Pencil is held near large knuckle.

First finger rests on top of pencil.

Bend Thumb