


	 Participation	 Leadership	 Excellence	 Diversity	 Giving	 Environment
School Name	The love of joining in and being a part of something.	The responsibility of improving yourself and others.	The excitement of achieving your best.	They joy of embracing difference.	The satisfaction of contribution.	The duty of caring for the world around us.
Year 3/4	To take part in a team activity or playground game.	To take on a responsibility outside of the classroom.	To better yourself in an area either individually or in a class such as TTRS, Daily Mile time, etc.	To take part in Empathy Week.	To give time towards a cause	To take part in a litter picking activity around the school grounds.
Year 5/6	To be part of an extra-curricular activity.	To lead other members of the school community in an activity or responsibility.	To have developed a positive mindset and to be the best version of you.	To take part in Empathy Week.	To help organise/support a charity event.	To take part in a community environmental activity.
	Autumn A	Autumn B	Spring A	Spring B	Summer A	Summer B

PRIMARY PLEDGES

Things to try by the end of

Year 3	Year 4	Year 5	Year 6
<ul style="list-style-type: none"> ❖ Compose a piece of music. ❖ Eat something you've not tried before. ❖ Create a mosaic. ❖ Design and make a board game. ❖ Safely climb a tree. ❖ Create a soundtrack for a piece of film. ❖ Make a pinhole camera. ❖ Make a musical instrument. ❖ Make something out of wood. ❖ Cook outdoors. ❖ Learn to play a game of cards. ❖ Visit an art gallery. 	<ul style="list-style-type: none"> ❖ Make an edible piece of art. ❖ Perform in a play. ❖ Watch a play or a dance production. ❖ Choreograph a dance. ❖ Make a sculpture. ❖ Explore inside a cave or walk through a forest. ❖ Learn about a new religion and visit a new place of worship. ❖ Visit a museum. ❖ Skim stones. ❖ Visit a castle. ❖ Safely swim outside. ❖ Learn to sew on a button. 	<ul style="list-style-type: none"> ❖ Learn something new about your local area. ❖ Learn to moon walk. ❖ Make and launch an air powered rocket. ❖ Use an OS map. ❖ Do a blind folded taste test. ❖ Visit a science laboratory. ❖ Write a play. ❖ Take part in a historical experience. ❖ Put on a performance. ❖ Make papier mâché planets. ❖ Walk to the top of a hill. ❖ Write in hieroglyphics. ❖ Pick litter in your local area. ❖ Plan and cook a meal. ❖ Design and make an electric model. 	<ul style="list-style-type: none"> ❖ Take a trip on a train. ❖ Learn to knit. ❖ Write a speech. ❖ Plan a tour around your local area. ❖ Interview someone. ❖ Visit a local charity and find out how you can support them. ❖ Learn how to access the news safely. ❖ Design a product or business idea and pitch it to 'investors'. ❖ Choose objects to put in a time capsule. ❖ Sleep under canvas. ❖ Make a dessert. ❖ Organise tea for parents and carers. ❖ See the sun set & rise. ❖ Go on a picnic. ❖ Visit a new city.

--	--	--	--



Things to try by the end of



Useful Links

Year 3

[Simple Pinhole Camera DIY - Science at Home! \(youtube.com\)](#) [How to Make Paper Panpipes | Musical Instruments Crafts \(youtube.com\)](#)

Year 4

[How to win at... stone skipping | Episode 5 | BBC Ideas \(youtube.com\)](#) [Hand sewing 2 Sewing on a button \(youtube.com\)](#)

Year 5

[How to Moonwalk \(youtube.com\)](#) [How to Make and Air Powered Rocket | Science Max \(youtube.com\)](#) [How to make paper mache planets \(youtube.com\)](#)

Year 6

[How to Knit: Easy for Beginners \(youtube.com\)](#) [How to Make a Time Capsule - The Complete Guide \(youtube.com\)](#)