



# KS5: FILM STUDIES

HOW TO SUPPORT YOUR CHILD

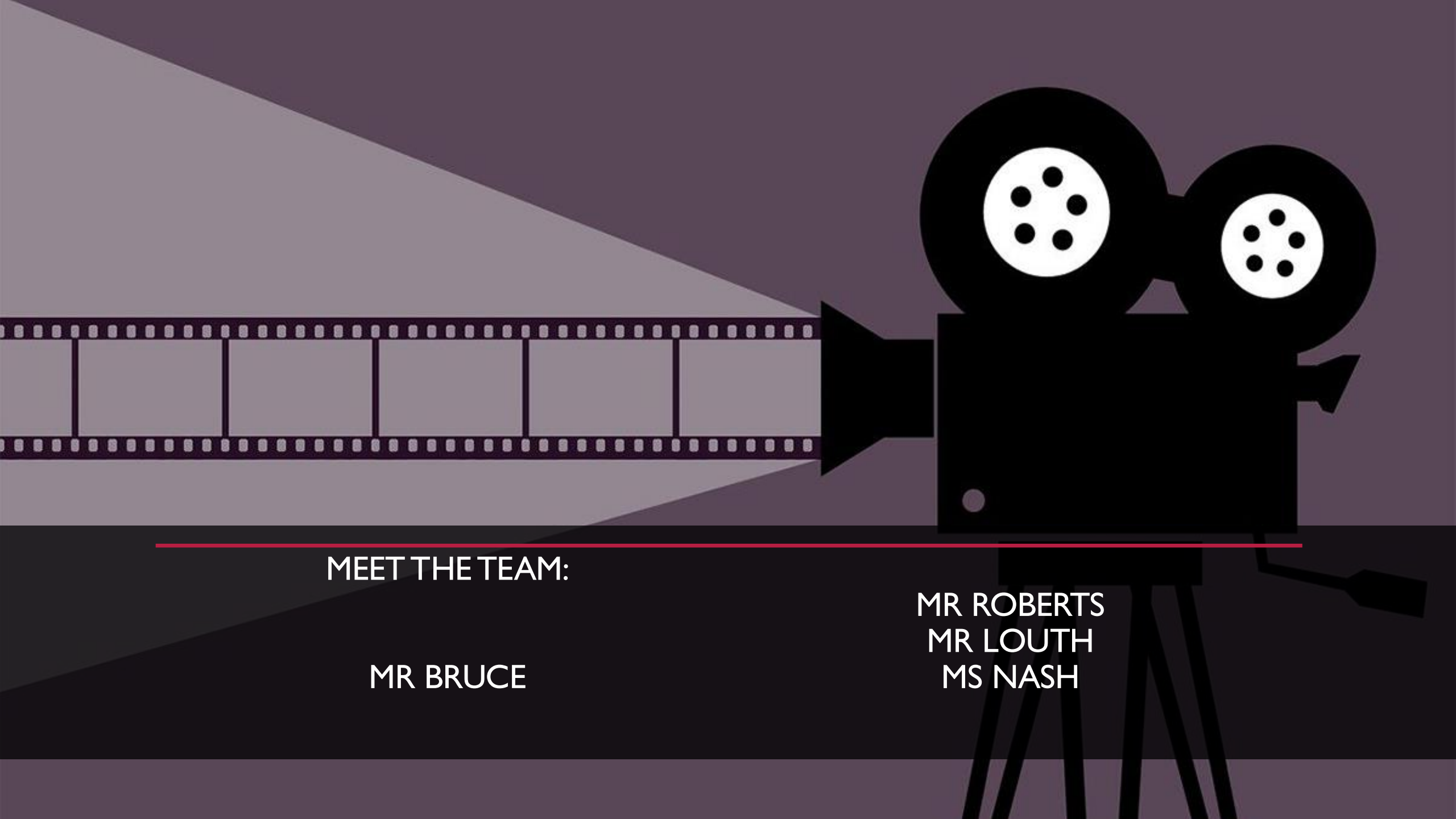
PRODUCTION \_\_\_\_\_

DIRECTOR \_\_\_\_\_

CAMERA \_\_\_\_\_

SCENE \_\_\_\_\_

TAKE \_\_\_\_\_



MEET THE TEAM:

MR BRUCE

MR ROBERTS  
MR LOUTH  
MS NASH

# A LEVEL – FILM STUDIES

<b>Component 1: Varieties of Film and Filmmaking (Exam)</b>	<b>Component 2: Global Filmmaking Perspectives (Exam)</b>	<b>Component 3: Production (Coursework 30%)</b>
<b>Section A: Hollywood 1930-1990 (Comparative Study)</b>	<b>Section A: Global Film (Two-Film Study)</b>	<b>Production: Either a short film (4-5 minutes) or a screenplay for a short film (1,600 to 1,800 words) plus a digitally photographed storyboard of a key section of the screenplay.</b>
<b>Section B: American Film Since 2005 (Two-Film Study)</b>	<b>Section B: Documentary Film</b>	
<b>Section C: British Film Since 1995 (Two-Film Study)</b>	<b>Section C: Film Movements – Silent Cinema</b>	
	<b>Section D: Film Movements – Experimental Film (1960-2000)</b>	<b>Evaluative Analysis (1,600 to 1,800 words)</b>

# OUR FACILITIES

- Most of our Film Studies lessons are in room 117 on the ground floor.
- This room is also called the 'Media Suite' as it comes fully equipped with top-of-the-range computers loaded with screenplay writing and editing software, a large widescreen TV and surround sound – which recreates the viewing experience you would have in a cinema!
- Next door (room 116) we also have a recording studio that is a work in progress!



# SUPPORTING YOUR CHILD

---



**ENSURE:** They are completing all essays, research topics, reading etc. **MAKE SURE THEY HAVE WATCHED THE FILMS** – Ideally watch them too!



**ENCOURAGE:** Them to see a wide range of films, preferably in the cinema, not just their favourite genres. Seek out foreign language and silent films showing at independent cinemas. Watch a variety of films at home, particularly by our studied “auteur” directors. IMDB app



**ENGAGE:** In private study and homework tasks. In opportunities for cinema visits and trips to universities or work experience/experience days.





## **WHAT CAN BE DONE TO SUPPORT YOUR CHILD AT HOME:**

- **Provide time and space for quiet study (remove mobile phones if necessary!)**
- **Access film streaming sites (use CMATUBE!)**
- **Engage in discussion and conversation about what is being learned and why?**
- **Ensure extension work is fully invested in and completed when set.**
- **Be aware of assessment dates and support your child in their preparation.**

## TEXTBOOKS AND WIDER READING

---



- The exam board for Film Studies is **WJEC Eduqas** and they have produced two course textbooks to support students with their learning.
- **Wider reading around film history and development is also encouraged.**
- **Plenty of good websites. E.g. NOFILMSCHOOL on Youtube**
- **The films (and supporting films) should be on CMATUBE**

**Component 1: Varieties of Film and Filmmaking (Exam)**

*Section A: Hollywood 1930-1990  
(Comparative Study)*  
**CASABLANCA (1942) and  
BLADE RUNNER (1982 but 2007 Final Cut)**

*Section B: American Film Since 2005  
(Two-Film Study)*  
**LA LA LAND (2012) and CAPTAIN  
FANTASTIC (2016)**

*Section C: British Film Since 1995  
(Two-Film Study)*  
**TRAINSPOTTING (1996) and  
SIGHTSEERS (2012) [Y13]**

**Component 2: Global Filmmaking Perspectives (Exam)**

*Section A: Global Film (Two-Film Study)*  
**PAN'S LABYRINTH (2006) and  
CITY OF GOD (2002) [Y13]**

*Section B: Documentary Film*  
**AMY (2015)**

*Section C: Film Movements - Silent Cinema*  
**SUNRISE (1927)**

*Section D: Film Movements - Experimental Film  
(1960-2000)*  
**PULP FICTION (1995) [Y13]**



**CONTACT  
DETAILS**

Mr James Bruce (Head of Film)

[jbruce@neneparkacademy.org](mailto:jbruce@neneparkacademy.org)