

School Uniform Information Guide.

TOTAL
CLOTHING

Crosshall Junior School



**Scan the QR Code to find
the school page!**

For delivery before Back to School, please order by:
Wednesday 13th August 2025

Dear Parents & Carers...

Buying school uniform can be a tricky task, so here at Total Clothing we have created our **School Uniform Information Guide** to help you make the process easy for you.

Inside you will find:

- ***Hints and tips on measuring to help you get the right fit first time.***
- ***How to place your school uniform order on-line – ensure you place by **Wednesday 13th August** to receive in time for Back to School.***
- ***Ways to get in touch with our Schools Team.***
- ***Our Top Uniform Tips.***
- ***Our shop location in Peterborough.***

TOTAL
CLOTHING

We always encourage parents to order as soon as possible to ensure you will have the correct uniform for Back to School. You will see the QR code to order your school uniform on the front page of this booklet. Our delivery times during our “peak season” are 10 working days however, these can be longer as we move closer to Back to School.

Our shop in Peterborough is open Monday to Friday 9am till 5pm. (during the summer holidays we open on Saturdays 10–4pm)

We are here to help you if you have any questions, please call our Schools Team on 01733 394758, contact us via live chat on our website or email customerservices@totalclothing.co.uk who will be happy to advise you.

Kind Regards

Abi, Christine, Janet, Mollie, Carol, Babs and Ryan
The School Teams, Total Clothing (part of F.R. Monkhouse Ltd)

How to purchase your uniform...

- Click on the link in this guide or go to [TotalClothing](https://totalclothing.co.uk) and find your school.
- Click & collect from our shop or have your uniform delivered to your home.



Phone

Please call
01733 394758



Live Chat

Please visit our website
[TotalClothing](https://totalclothing.co.uk)



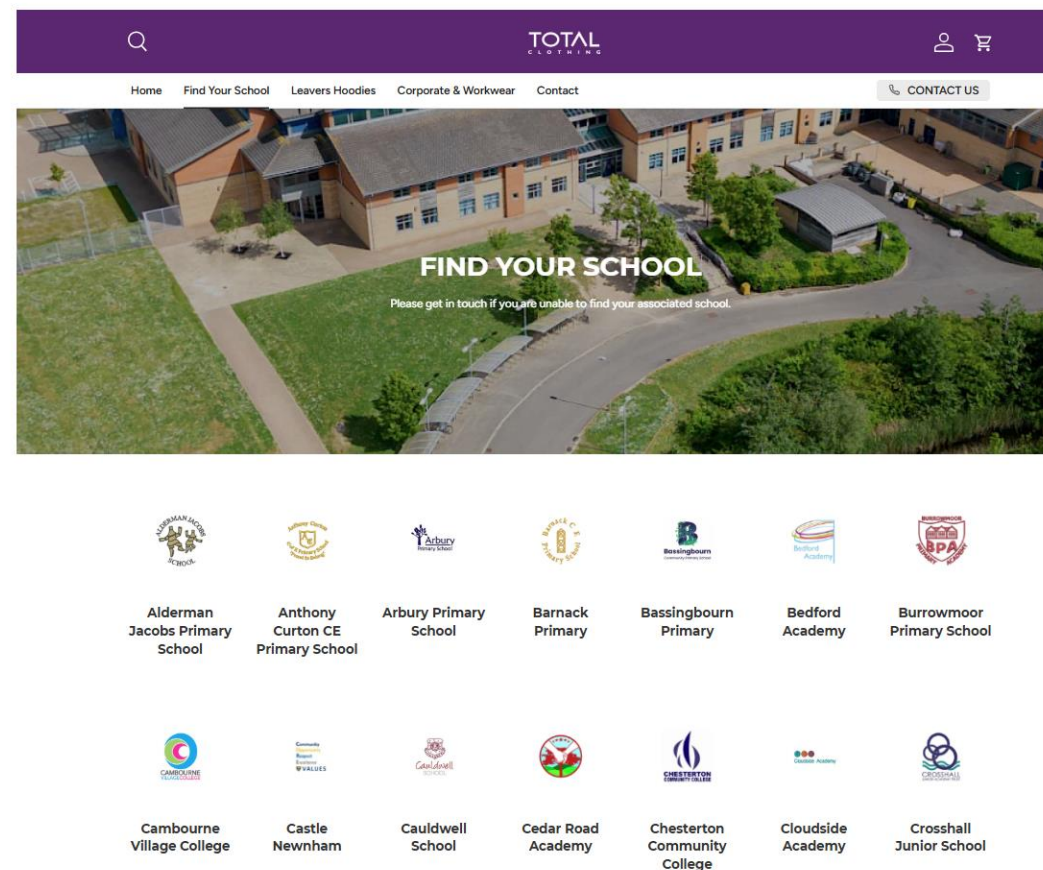
Email

Please email directly
customerservices@totalclothing.co.uk

Returns policy:

We have a returns policy of 28 days from your purchase to return or exchange your garments. It would be great if you could send your returns as soon as possible to help our stock levels.

TOTAL
CLOTHING



Where to purchase!

How to measure your child for school uniform...

Chest:

Place the tape measure under the arms and measure the chest at the fullest part.

Collar:

Measure around the base of the neck where the collar sits.

Hips:

Measure around the bottom, at the fullest part.


Inside Leg:

Measure from the crotch to the top of the shoe.

Waist:

Measure around the natural waistline – where you would normally wear your trousers or skirt.

TOTAL
CLOTHING



Our top uniform buying tips...

TOTAL
CLOTHING



Sweatshirts:

Make sure you leave enough growing room in the body and arms.



All of our garments:

Are easy to wash and dry quickly.




Polo Shirts:

This is not a shaped garment and the polos are a generous fit. Choose the size relating to your child's age.



PE Shorts:

These come in waist sizes 18/20" 22/24" 26/28" 30/32". Choose the size that best fits your child's waist measurement.



Please note...

All our polo shirts, sweatshirts and PE t-shirts come in age sizes. 3/4, 5/6, 7/8, 9/10, 11/12 and 13 years.



Knitted jumpers & cardigans:

These come in chest sizes, 26" 28" 30" 32" 34" please use your child's chest measurements for these garments.



Remember...

You can also buy your accessories from us: book bags, PE bags, water bottles, hair accessories and plimsoles.



Don't forget!

Iron on name labels to avoid uniform getting lost!

Did you know that we also sell all the Essential & Accessories you may need?

- **Backpacks**
- **Helix Stationary**
- **Calculators**
- **Iron on Name Labels**
- **Shirts & Blouses**
- **Water Bottles**
- **Gumshields**
- **Shin Guards**



Building a greener and fairer future...

TOTAL
CLOTHING

Meet ENZO



The **Eco**
Warrior

We're on a mission to keep the planet healthy and to do this, we've asked Enzo to help. Being our trusty Eco Warrior, Enzo is here to tell you everything you need to know about sustainability and what makes a uniform 'eco'.

Enzo's task is to teach everyone he meets about the environment and how to be an eco-warrior like him. Enzo is helping us to understand how to recycle properly, where we can save electricity and most importantly, how to make eco-friendly school uniforms!

Building a greener and fairer future...

TOTAL
CLOTHING

Enzo Explains

We make recycled polyester from plastic bottles and use it to make your school uniform! Here's how recycled polyester is made...

Turning plastic bottles into school uniform – how does it work?

1



It all starts with plastic bottles. They get collected from recycling bins and sent to a special factory that sorts them.

2



At the factory, the recycled plastic bottles are chopped up into tiny pieces.

4



The melted plastic is then stretched out to make thread.

3



The tiny pieces of plastic are washed, dried and melted.

5



These recycled threads are coloured with dye.

6



The dyed thread is then woven together with other eco-friendly materials to create the final fabric – used to make your uniform!

Enzo's Eco Tips



Recycle litter such as plastic bottles and cardboard.



Ask your parents/guardians to wash your clothes on a low temperature.



Get a reusable drinks bottle to take with you to school.



On short journeys, maybe walk or cycle instead of using the car.



Remember to turn lights off when you leave a room.



Pass on your old toys, books and clothes to a charity shop.

Look out!

Keep an eye out for Enzo in Monkhouse stores and on monkhouse.com to learn more about Enzo's mission!

Scan the QR code to find out more...



Visit us in store...

TOTAL
CLOTHING

School Shop Opening Times:

Monday – Friday: 9am – 5pm

During the summer holidays we are open on a Saturday from 10am till 4pm.

Where to find us:

No.9 Botolph Trading Estate, Oundle Road, Peterborough, PE2 9QP

