

# The Weather Vane



Series created by Roderick Hunt and Alex Brychta



Written by Roderick Hunt  
Illustrated by Alex Brychta

## BEFORE READING

### Talk together

- Look at the cover and read the title together. Ask: *Why is Wilma wearing a hard hat? Where do you think she is?*
- Explain that a weather vane shows the direction of the wind.
- Look through the book and talk about the pictures.

### About the words in this book

- Your child should be able to sound out and blend some words, which may include:

went back cab man  
roof see took van

- Some words may be more challenging. Encourage or model blending, then read the words below to your child if necessary.

said what came  
looked building  
careful crane  
idea jumped  
photograph



## DURING READING

Enjoy the story together. If your child needs support to read the story:


- Remind your child to sound out and blend unfamiliar words from left to right.
- Look for compound words, where two words create a bigger word, e.g. *moonlight*.
- If a word is still too tricky, simply say the whole word for your child.
- Re-read sentences to focus on their meaning where necessary.




See the inside back cover  
for more ideas.



Dad went to the building site. He took Wilf and Wilma.




They looked at the crane.



Wilma spoke to the man in  
the cab.




A van came to the building site.



It had a weather vane on  
the back.




Wilf looked at the weather vane.



Dad had an idea.




Wilf jumped over the weather vane.



“Be careful,” said Dad.




“Take a photograph,” said Wilma.




She jumped over the weather vane.




The weather vane went on the roof.



Wilf took a photograph.



“See the weather vane,” said Wilf.  
“We’ve jumped over it,” said Wilma.



“What a tall story!” said Biff.



But Wilf had a photograph.  
“See,” he said.

## AFTER READING

- Re-read page 15. Ask: *What does Biff mean? Why is it funny that she says 'tall'?*
- Talk about whether Dad's idea was a good one.
- Turn to page 9. Ask: *Why does Dad tell the children to be careful?*
- Ask your child to re-tell the story to you.

Text © Roderick Hunt 1992  
Illustrations © Alex Brychta 1992

First published 1992

This edition published 2011

ISBN 978-0-19-848221-5

All rights reserved. Photocopying of this book is prohibited.

20 19 18 17 16 15 14

Printed in China by Leo Paper Products Ltd.

Paper used in the production of this book is a natural, recyclable product made from wood grown in sustainable forests. The manufacturing process conforms to the environmental regulations of the country of origin.

**Oxford  
OWL**

**For school**

Discover free eBooks, teaching notes, advice and support

**For home**

Helping your child's learning with free eBooks, essential tips and fun activities



[www.oxfordowl.co.uk](http://www.oxfordowl.co.uk)



**Biff, Chip and Kipper Stories**

 Oxford  
Level 4

Book Band 4 Blue

# The Weather Vane

A van comes to the  
building site.



*Biff, Chip and  
Kipper Stories  
Level 4  
More Stories A*

Nobody Got Wet  
The Weather Vane  
Poor Old Mum!  
The Wedding  
The Camcorder  
The Balloon

© Australia: Early Levels 9–11

**OXFORD**  
UNIVERSITY PRESS

How to get in touch:

**web** [www.oxfordprimary.co.uk](http://www.oxfordprimary.co.uk)  
**email** [schools.enquiries.uk@oup.com](mailto:schools.enquiries.uk@oup.com)  
**tel.** +44 (0) 1536 452610  
**fax** +44 (0) 1865 313472

ISBN 978-0-19-848221-5

