




Oxford  
Reading  
Tree

# The Dragon Dance



Series created by Roderick Hunt and Alex Brychta



Written by Roderick Hunt  
Illustrated by Alex Brychta

## BEFORE READING

### Talk together

- Look at the cover and read the title together. Ask: *Do you recognise anyone in the dragon costume?*
- Explain that the dragon dance is part of Chinese New Year celebrations.
- Look through the book and talk about the pictures.

### About the words in this book

- Your child should be able to sound out and blend some words, which may include:  
**went it's children dragon  
fair long never town upset**
- Some words may be more challenging. Encourage or model blending, then read the words below to your child if necessary.

**said do come  
were what helped  
made oh body  
careful don't  
people tore**



## DURING READING

Enjoy the story together. If your child needs support to read the story:

- Remind your child to sound out and blend unfamiliar words from left to right.
- Look for compound words, where two words create a bigger word, e.g. *moonlight*.
- If a word is still too tricky, simply say the whole word for your child.
- Re-read sentences to focus on their meaning where necessary.



See the inside back cover  
for more ideas.



Mrs May made a dragon. The children helped her.



Mrs May painted the head.



The children painted the body.



The dragon had a long body. The children liked the dragon.




They wanted to do the dragon dance.



The children got inside the  
body. Mrs May helped them.



“It’s made of paper,”  
said Mrs May. “Be careful.”




Anneena was inside the head.



“Be careful,” said Mrs May. “Don’t tear the paper.”



The mums and dads came.



The children did the dragon dance.  
“What a good dragon,” said  
everyone.




Oh no! The dragon dance went wrong.



The dragon tore in half.



The children were upset.



“Never mind,” said Mrs May. “It was only made of paper.”




Anneena's mum had an idea. She told the mums and dads.



“What a good idea,” they said.



The mums and dads made a dragon. They made a long body.



They made a big head.



The dragon looked wonderful.



The children were pleased. They wanted to do the dragon dance.



The children went into town. They did the dragon dance.



“Come to the school fair,”  
said Chip.



“What a lot of people,” said Mrs May. “Thanks to the dragon.”

## AFTER READING

- Turn to page 24 and ask: *Why did Mrs May thank the dragon for all the people at the fair?*
- Ask: *Which dragon do you think is better, the children's or the adults'? Why?*
- Ask your child to re-tell the story to you.

Text © Roderick Hunt 1997  
Illustrations © Alex Brychta 1997

First published 1997

This edition published 2011

ISBN 978-0-19-848226-0

All rights reserved. Photocopying of this book is prohibited.

20 19 18 17 16 15 14

Printed in China by Leo Paper Products Ltd.

Paper used in the production of this book is a natural, recyclable product made from wood grown in sustainable forests. The manufacturing process conforms to the environmental regulations of the country of origin.

**Oxford**  
**OWL**

**For school**

Discover free eBooks, teaching notes, advice and support

**For home**

Helping your child's learning with free eBooks, essential tips and fun activities



[www.oxfordowl.co.uk](http://www.oxfordowl.co.uk)



**Biff, Chip and Kipper Stories**

 Oxford  
Level 4

Book Band 4 Blue

# The Dragon Dance

The class makes a  
New Year dragon.



*Biff, Chip and  
Kipper Stories  
Level 4  
More Stories B*

Wet Paint

Swap!

The Flying Elephant

The Scarf

The Dragon Dance

Everyone Got Wet

 Australia: Early Levels 9-11

**OXFORD**  
UNIVERSITY PRESS

How to get in touch:

**web** [www.oxfordprimary.co.uk](http://www.oxfordprimary.co.uk)

**email** [schools.enquiries.uk@oup.com](mailto:schools.enquiries.uk@oup.com)

**tel.** +44 (0) 1536 452610

**fax** +44 (0) 1865 313472

ISBN 978-0-19-848226-0



9 780198 482260