



Phonics

Workshop

2022





In school, we follow the scheme 'Little Wandle'.

Little Wandle phonics teaches children to read accurately and fluently with good comprehension. They learn to form each letter, spell correctly, and compose their ideas step-by-step.





# Terminology



**Phoneme** - The smallest unit of sound. There are approximately 44 phonemes in English. Phonemes can be put together to make words.

**Graphemes** - A way of writing down a phoneme. Graphemes can be made up from 1 letter e.g. p, 2 letters e.g. sh, 3 letters e.g. igh or 4 letters e.g. ough.


**Segmenting** - This involves hearing a word, splitting it up into the phonemes that make it, using knowledge of GPCs to work out which graphemes represent those phonemes and then writing those graphemes down in the right order. This is the basis of spelling.

**Blending** - This involves looking at a written word, looking at each grapheme and using knowledge of GPCs to work out which phoneme each grapheme represents and then merging these phonemes together to make a word. This is the basis of reading.

**Digraph** - A grapheme containing two letters that makes just one sound (phoneme).

**Trigraph** - A grapheme containing three letters that makes just one sound (phoneme).

**CVC** - a word with a vowel, then a consonant, then a vowel e.g. c/a/t = cat





# Using Phase 1





- There are 7 aspects with 3 strands.
- A1 - Environmental
- A2 - Instrumental sounds
- A3 - Body Percussion
- A4 - Rhythm and rhyme
- A5 - Alliteration
- A6 - Voice sounds
- A7 - Oral blending and segmenting.





# Phase 2 Sounds



 s ss	 t tt	 p pp	 n nn	 m mm	 d dd	 g gg	 c k ck cc	 r rr
 h	 b bb	 f ff	 l ll	 j	 v vv	 w	 x	 y
 z zz s	 qu	 ch	 sh	 th	 ng	 nk		
 a	 e	 i	 o	 u				

+

# Phase 3-5 Sounds

Grow the code grapheme mat      Phase 2, 3 and 5

 al	 ee	 igh	 oa	 oo	yoo	 ou	 ar
ay	ea	ie	o	ue	ue	oo	ar
a	e	i	o-e	u-e	u	u*	a*
a-e	e-e	i-e	ou	ew	u-e	oul	al*
eigh	ie	y	oe	ou	ew		
aigh	y		ow	ui			
ey	ey						
ea							
 or	 ur	 ow	 oi	 ear	 air	zh	
aw	er	ou	oy	ere	are	su	
au	ir			eer	ere	si	
aur	or				ear		
oor							
al							
a							
oar							
ore							

\*depending on regional accents



# Tricky Words



Tricky words explained:

<https://www.littlewandlelettersandsounds.org.uk/resources/for-parents/>





# Sounds



The way you say the sounds when reading with your child is important. Get used to saying the sounds so you can replicate what your child is being taught in school.

Alphablocks on Cbeebies is a good point of reference should you be unsure of how to pronounce the sounds taught.

Also, these links are to Youtube videos that show you :  
correctly say the sound:

<https://www.youtube.com/watch?v=yln6PpV1G1I>



+

# Segmenting

- Breaking down words for spelling.



cat

c a t



+

# Segmenting



Queen



qu ee n



+

# Blending




Building words from phonemes to read.

c a t



cat



+

# Blending



Q u e e n



queen





# What does a Phonics lesson look like?

<b>Revisit/review</b>	Flashcards to practice phonemes learnt so far.
<b>Teach</b>	Teach new phoneme air
<b>Practice</b>	Buried treasure Air, zair, fair, hair, lair, pair, vair, sair, thair
<b>Apply</b>	Read captions: The goat had a long beard. The quack was right in his ear.



# Resources



<http://www.phonicsplay.co.uk>

Apps:

Teach Your Monster To Read

Jolly Phonics Lessons

Read With Phonics



# Year 1 Phonics Test

grit

start

best

hooks

blan

steck

hild

quemp

